



European Commission

# SLOVAKIA

## PUBLIC ADMINISTRATION AND GOVERNANCE

### Country Overview

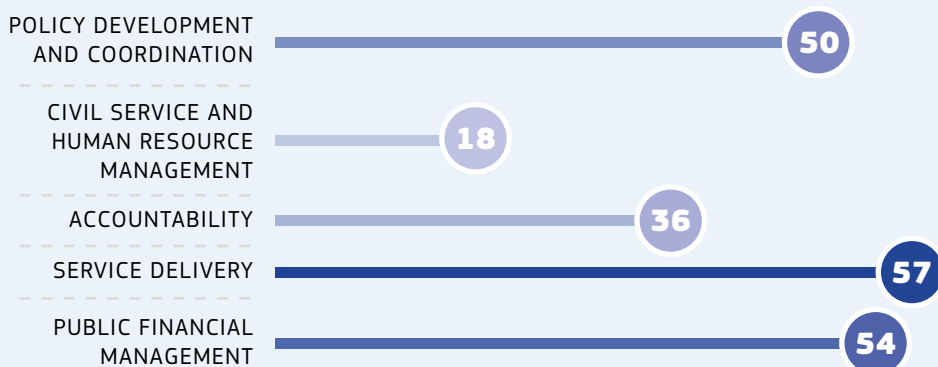
### STRATEGIC FRAMEWORK



The main reform document adopted by the government is Slovakia's Recovery and Resilience Plan (RRP). The plan focuses on five areas: a greener and cleaner Slovakia; healthy living; an efficient State and digitisation; better education; and a competitive and innovative Slovakia.

For more information, please see EUPACK Country briefs, <https://europa.eu/!NpmyVF>

### OVERALL PERFORMANCE



SOURCE: European Commission, Public Administration Assessment Framework (1-100), (2022)

### STRUCTURES AND ORGANISATION



Size of public administration  
Civil servants per 100,000 citizens

**7,821** / **7,745**

SOURCE: National statistics and Eurostat, (2021)



Employment by government level  
(staff in thousands)



Central: **226.7**



Regional: **N/A**



Local: **193.0**

SOURCE: National statistics, (2021)

#### Number of local governments in the EU Member States

**3,250**



**2,751**



31  
Minimum

34,965  
Maximum

SOURCE: The Council of European Municipalities and Regions (CEMR), (2021)

#### Average population per local government

**24,038**



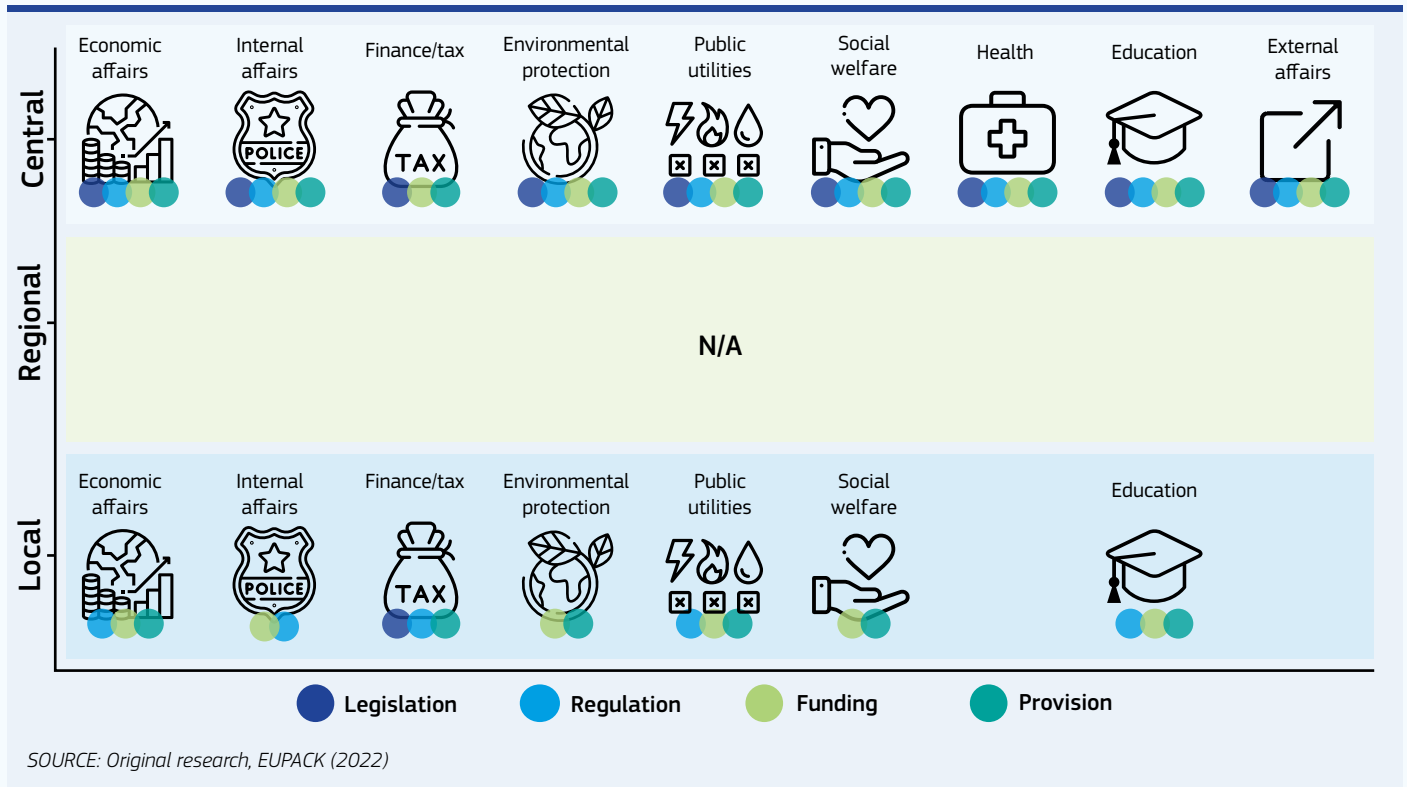
**1,984**



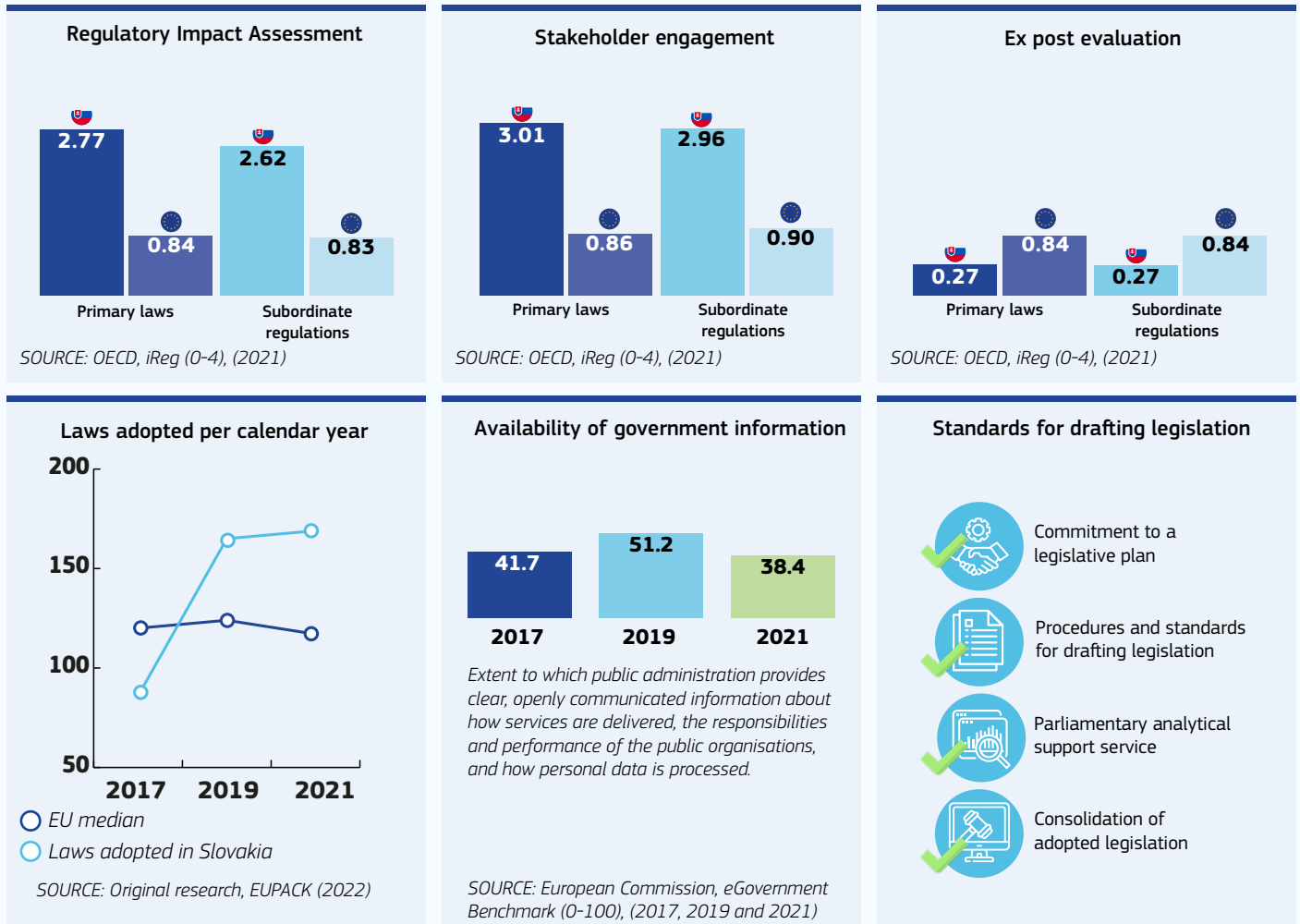
SOURCE: The Council of European Municipalities and Regions (CEMR), (2021)

= EU average

# STRUCTURES AND ORGANISATION



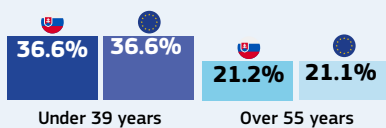
# POLICYMAKING AND IMPLEMENTATION



## CIVIL SERVICE



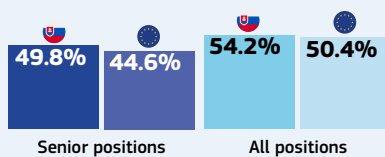
### Share of government employees



SOURCE: Eurostat, (2021)



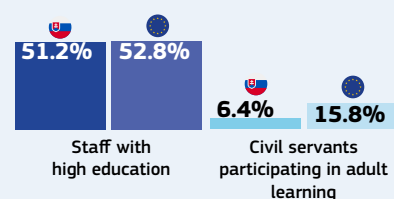
### Women in administration



SOURCE: EIGE, (2021) SOURCE: Eurostat, (2021)



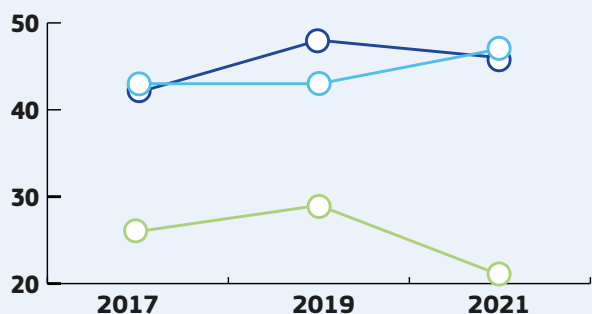
### Education



SOURCE: Eurostat, (2021)

## TRUST IN GOVERNMENT

### Tendency to trust national government, regional & local authorities, and public administration



- National government
- Public administration
- Regional & local authorities

SOURCE: European Commission, Standard Eurobarometer

## SERVICE DELIVERY AND DIGITALISATION



### Digital public services for citizens (0-100) (2021)

63.6

74.9

Share of administrative steps related to major life events that can be done online.



### Digital public services for business (0-100) (2021)

79.4

84.4

Share of public services needed for starting a business and for conducting regular business operations that are available online.



### User-centricity of government digital services (index) (2021)

92.5

91

Extent to which a service is provided online, its mobile friendliness and usability.



### Provision of public services (%) (2021)

43

53

Percentage of respondents that are satisfied by the provision of public services.

SOURCE: European Commission, DESI and European Commission, Standard Eurobarometer

= EU average