



# AUSTRIA

## PUBLIC ADMINISTRATION AND GOVERNANCE

### Country Overview



### STRATEGIC FRAMEWORK

The Government pursues the reform objectives set out in the 'Responsible for Austria 2020-2024' programme. Under the first axis of the programme, 'State, Society, and Transparency', the government focuses on the simplification of decision-making structures, new fiscal equalisation scheme, transparent funding system, sustainable public procurement, electoral law reform, and a modern law on political parties. For more information, please see EUPACK Country briefs, <https://europa.eu/!NpmyVF>

### OVERALL PERFORMANCE



SOURCE: European Commission, Public Administration Assessment Framework (1-100), (2022)

### STRUCTURES AND ORGANISATION



**Size of public administration**  
Civil servants per 100,000 citizens  
**3,989** / **7,745**

SOURCE: National statistics and Eurostat, (2021)



**Employment by government level**  
(staff in thousands)  
Central: **135.0**  
Regional: **143.9**  
Local: **76.9**

SOURCE: National statistics, (2021)

#### Number of local governments in the EU Member States




31  
Minimum

34,965  
Maximum

SOURCE: The Council of European Municipalities and Regions (CEMR), (2021)

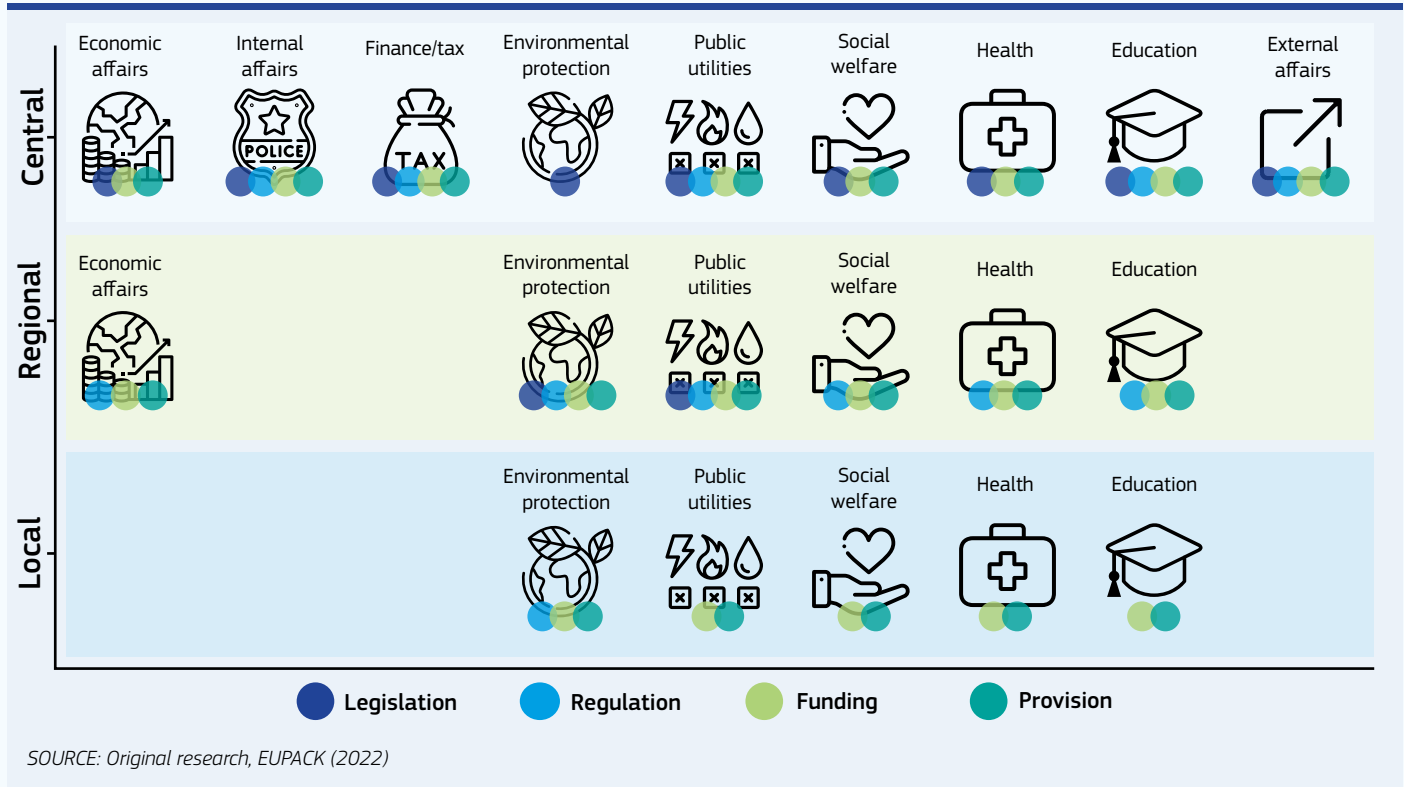
#### Average population per local government



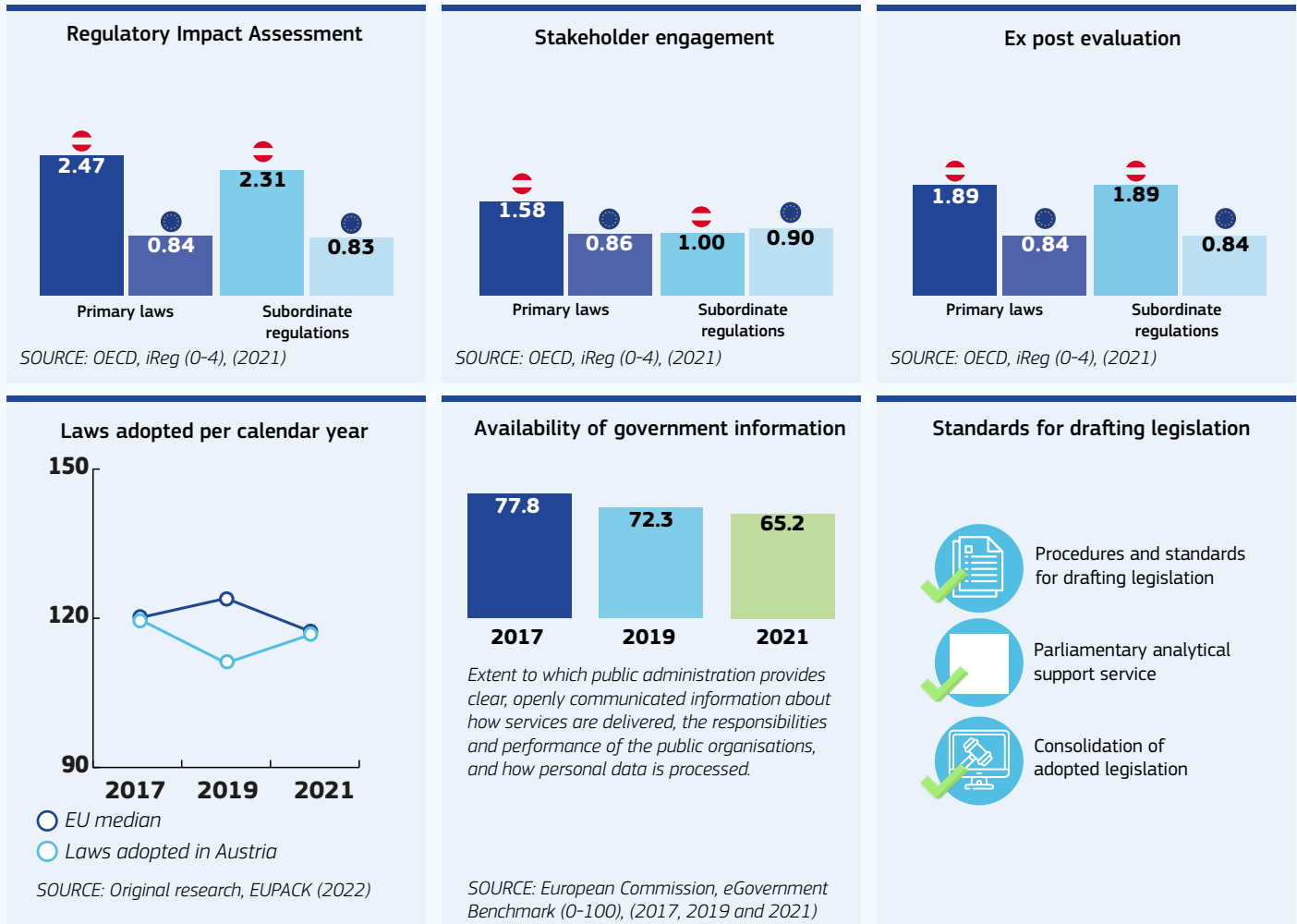
SOURCE: The Council of European Municipalities and Regions (CEMR), (2021)

= EU average

# STRUCTURES AND ORGANISATION



# POLICYMAKING AND IMPLEMENTATION

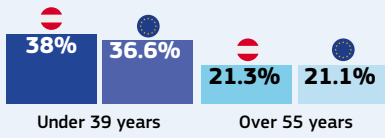


= EU median

## CIVIL SERVICE



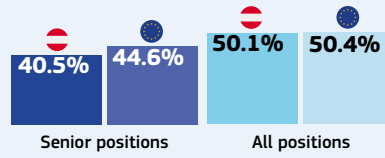
### Share of government employees



SOURCE: Eurostat, (2021)



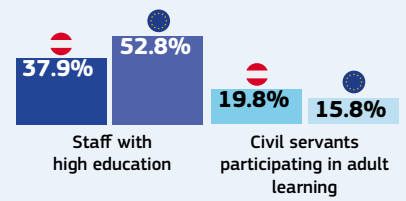
### Women in administration



SOURCE: EIGE, (2021) SOURCE: Eurostat, (2021)



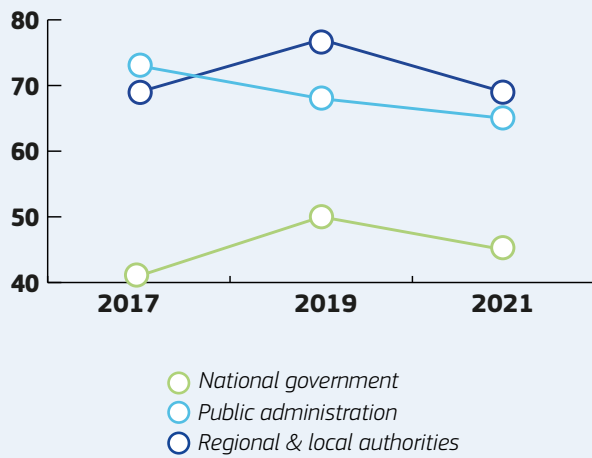
### Education



SOURCE: Eurostat, (2021)

## TRUST IN GOVERNMENT

### Tendency to trust national government, regional & local authorities, and public administration



SOURCE: European Commission, Standard Eurobarometer

= EU average

## SERVICE DELIVERY AND DIGITALISATION



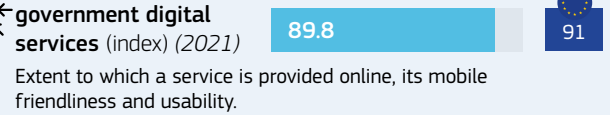
### Digital public services for citizens (0-100)



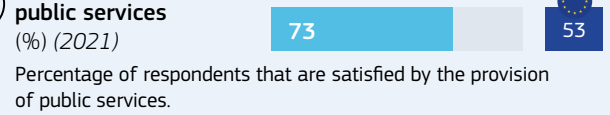
### Digital public services for business (0-100)



### User-centricity of government digital services (index) (2021)



### Provision of public services (%) (2021)



SOURCE: European Commission, DESI and European Commission, Standard Eurobarometer