



European Commission

# NETHERLANDS

## PUBLIC ADMINISTRATION AND GOVERNANCE

### Country Overview



### STRATEGIC FRAMEWORK

The key reforms are laid out in the Dutch Recovery and Resilience Plan (RRP), which focuses on climate, digitisation, public housing, equality of opportunity, and the labour market.

For more information, please see EUPACK Country briefs, <https://europa.eu/!NpmyVF>

### OVERALL PERFORMANCE



SOURCE: European Commission, Public Administration Assessment Framework (1-100), (2022)

### STRUCTURES AND ORGANISATION



Size of public administration  
Civil servants per 100,000 citizens

**5,161** / **7,745**

SOURCE: National statistics and Eurostat, (2021)



Employment by government level  
(staff in thousands)



SOURCE: National statistics, (2021)

#### Number of local governments in the EU Member States

**3,250**



**352**



31  
Minimum

34,965  
Maximum

SOURCE: The Council of European Municipalities and Regions (CEMR), (2021)

#### Average population per local government

**49,646**



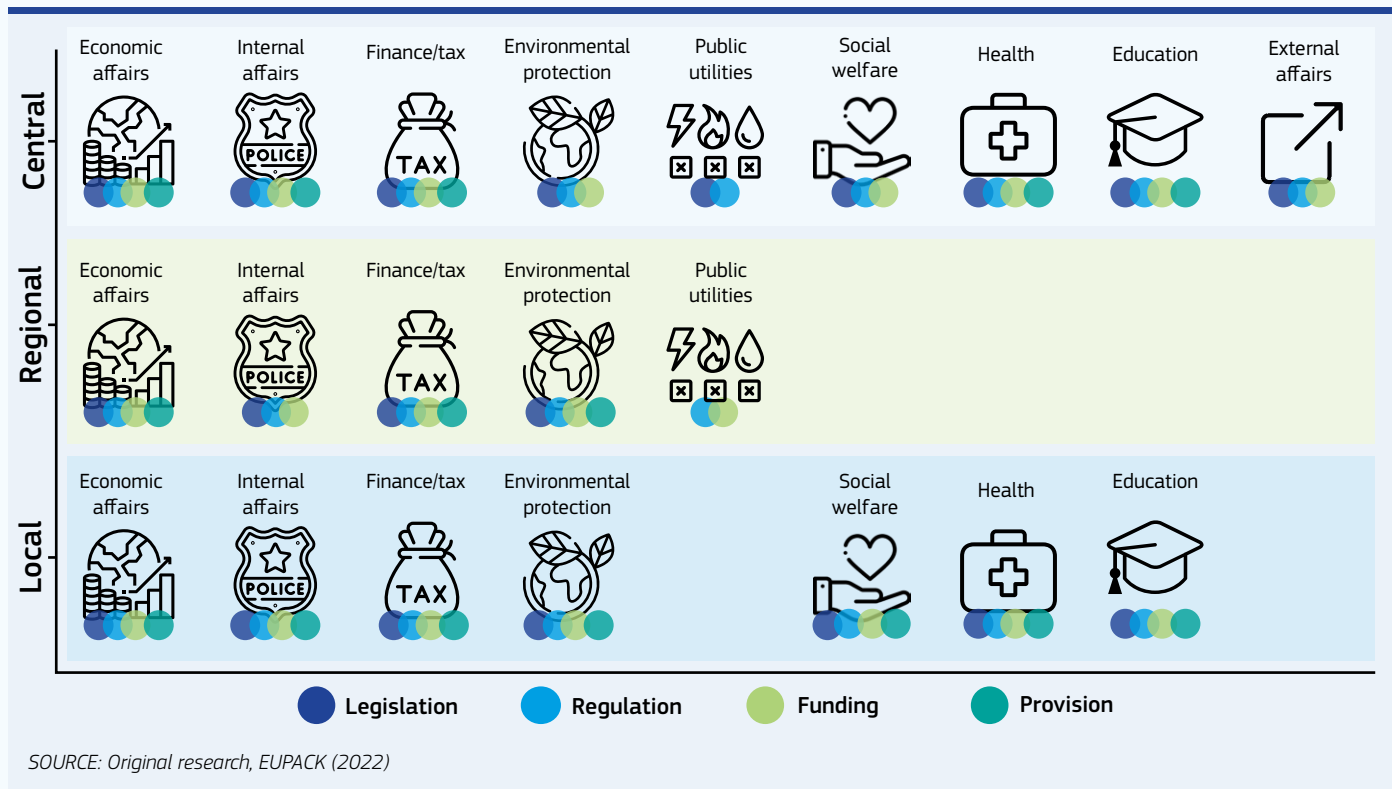
**24,038**



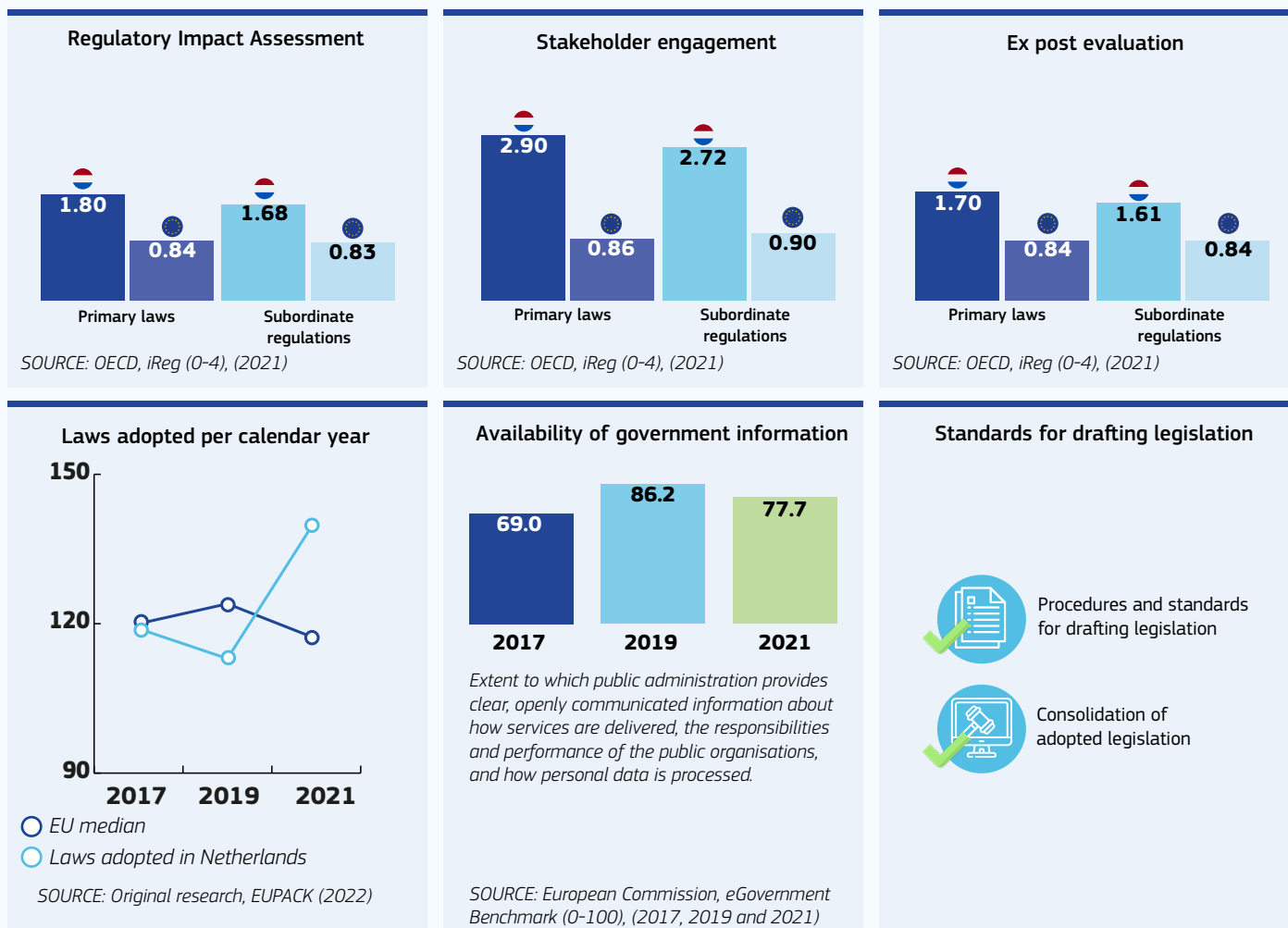
SOURCE: The Council of European Municipalities and Regions (CEMR), (2021)

= EU average

## STRUCTURES AND ORGANISATION



## POLICYMAKING AND IMPLEMENTATION

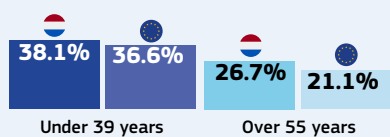


= EU median

## CIVIL SERVICE



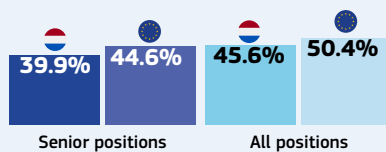
### Share of government employees



SOURCE: Eurostat, (2021)



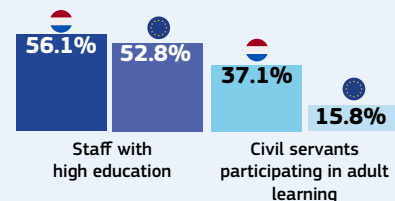
### Women in administration



SOURCE: EIGE, (2021) SOURCE: Eurostat, (2021)



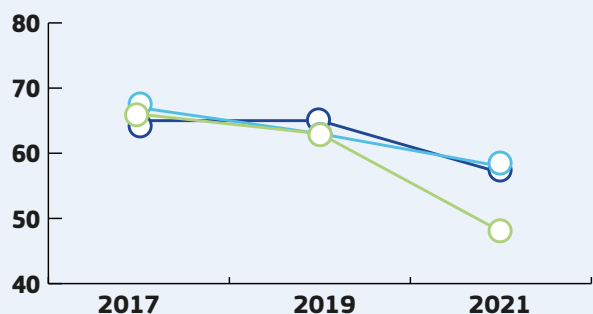
### Education



SOURCE: Eurostat, (2021)

## TRUST IN GOVERNMENT

### Tendency to trust national government, regional & local authorities, and public administration



- National government
- Public administration
- Regional & local authorities

SOURCE: European Commission, Standard Eurobarometer

= EU average

## SERVICE DELIVERY AND DIGITALISATION



### Digital public services for citizens (0-100) (2021)



Share of administrative steps related to major life events that can be done online.



### Digital public services for business (0-100) (2021)



Share of public services needed for starting a business and for conducting regular business operations that are available online.



### User-centricity of government digital services (index) (2021)



Extent to which a service is provided online, its mobile friendliness and usability.



### Provision of public services (%) (2021)



Percentage of respondents that are satisfied by the provision of public services.

SOURCE: European Commission, DESI and European Commission, Standard Eurobarometer