



European Commission

DENMARK

PUBLIC ADMINISTRATION AND GOVERNANCE

Country Overview

STRATEGIC FRAMEWORK



The Nærhedsreformen initiative ensures the proximity of public services to citizens, with healthcare facilities, colleges, and police stations being located in proximity to population groups living in smaller cities or the countryside as well. Other major reforms concern local welfare production, whereby municipalities are given more discretion to optimise the use of local expertise while facilitating innovation.

For more information, please see EUPACK Country briefs, <https://europa.eu/!NpmyVF>

OVERALL PERFORMANCE



SOURCE: European Commission, Public Administration Assessment Framework (1-100), (2022)

STRUCTURES AND ORGANISATION




Size of public administration
Civil servants per 100,000 citizens

12,603 / **7,745**

SOURCE: National statistics and Eurostat, (2021)



Employment by government level
(staff in thousands)



SOURCE: National statistics, (2021)

Number of local governments in the EU Member States

3,250



98



31
Minimum

34,965
Maximum

SOURCE: The Council of European Municipalities and Regions (CEMR), (2021)

Average population per local government

59,592



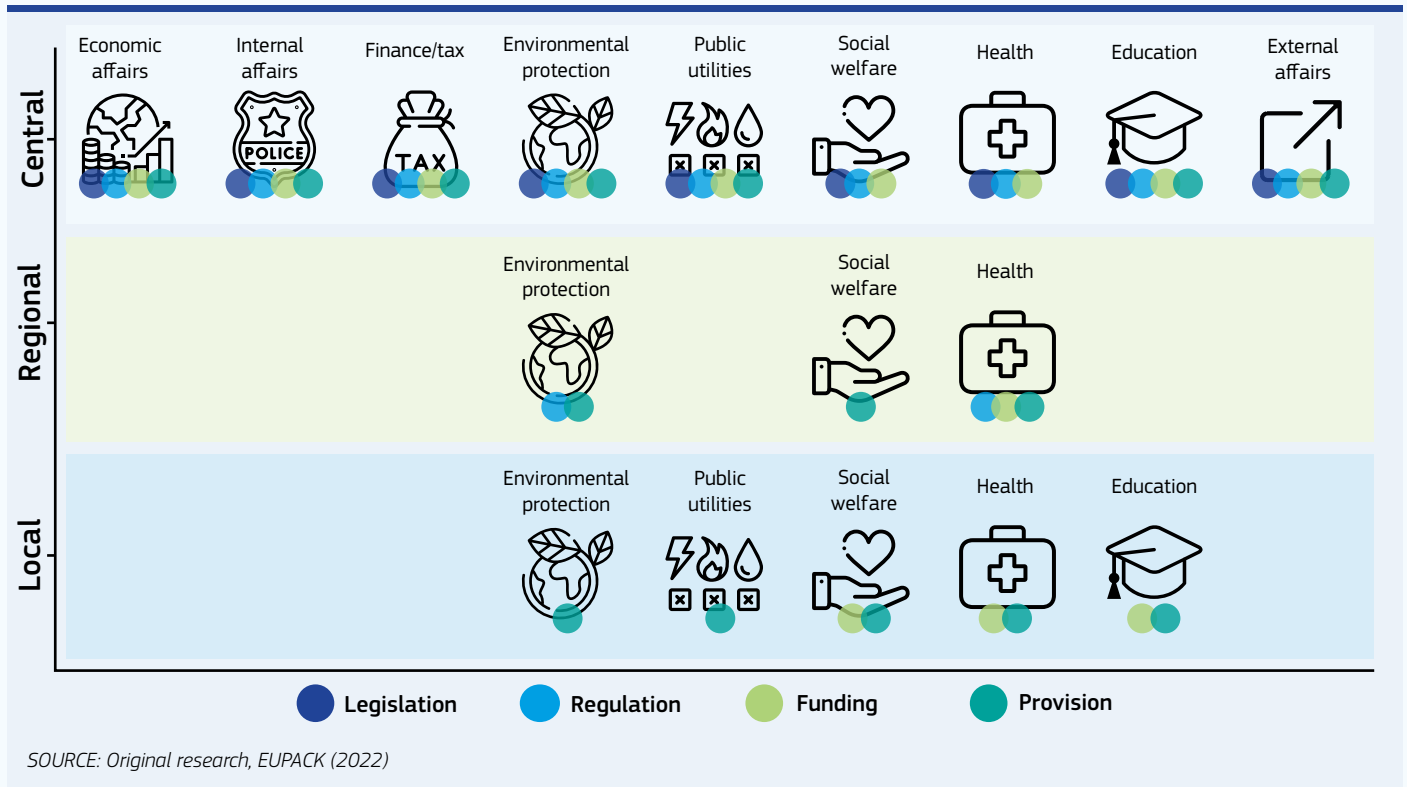
24,038



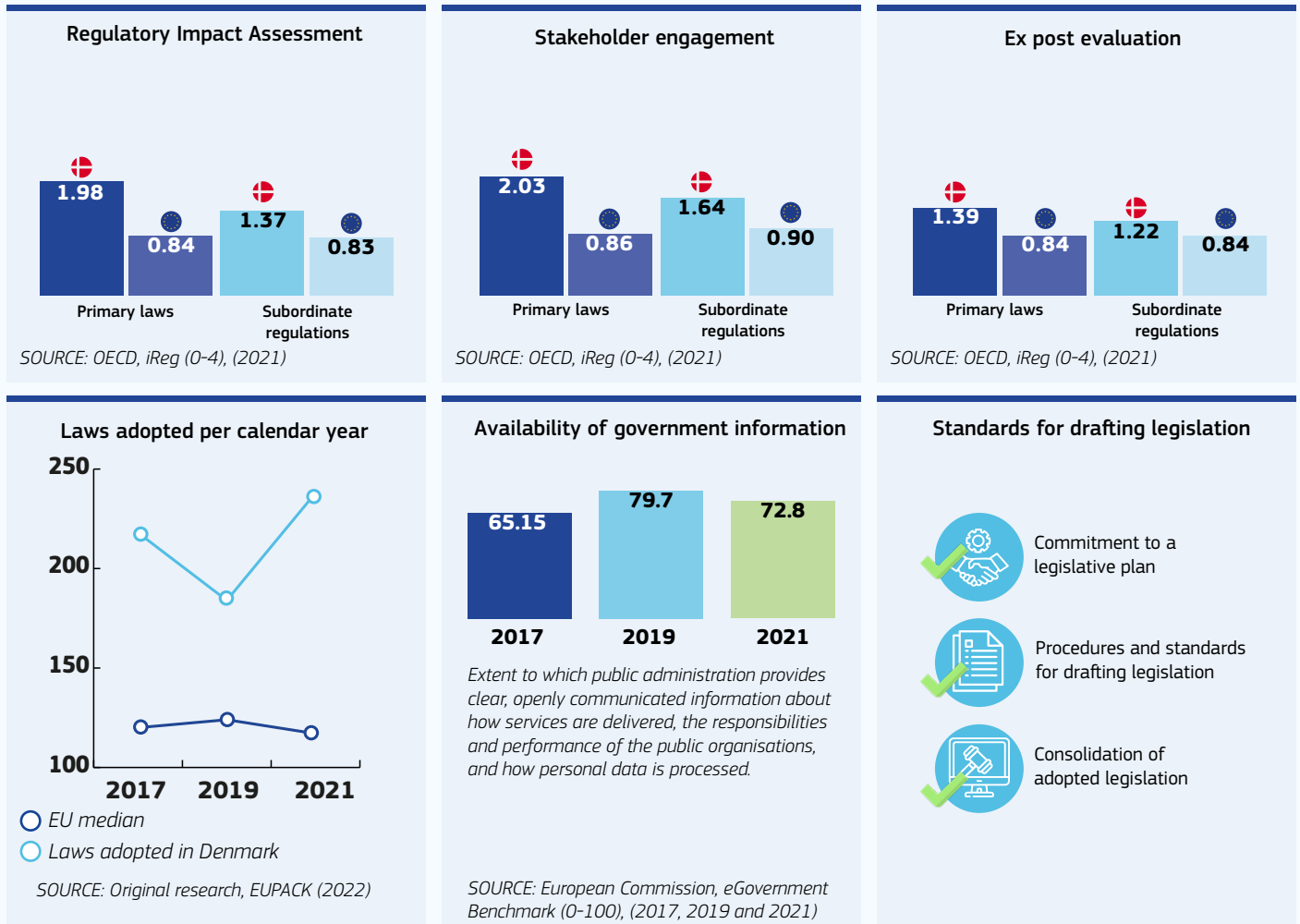
SOURCE: The Council of European Municipalities and Regions (CEMR), (2021)

= EU average

STRUCTURES AND ORGANISATION



POLICYMAKING AND IMPLEMENTATION

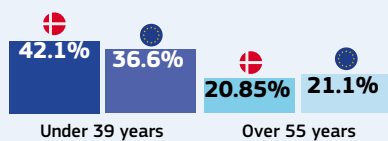


= EU median

CIVIL SERVICE



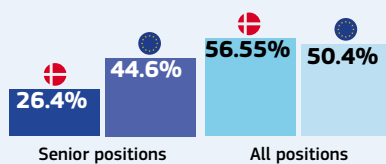
Share of government employees



SOURCE: Eurostat, (2021)



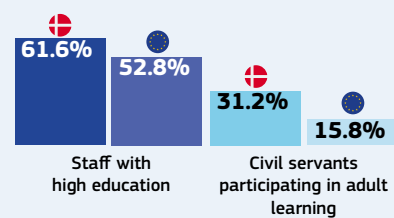
Women in administration



SOURCE: EIGE, (2021) SOURCE: Eurostat, (2021)



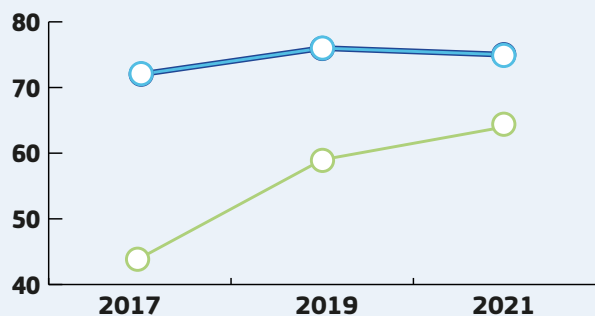
Education



SOURCE: Eurostat, (2021)

TRUST IN GOVERNMENT

Tendency to trust national government, regional & local authorities, and public administration



- National government
- Public administration
- Regional & local authorities

SOURCE: European Commission, Standard Eurobarometer

= EU average

SERVICE DELIVERY AND DIGITALISATION



Digital public services for citizens (0-100) (2021)



Share of administrative steps related to major life events that can be done online.



Digital public services for business (0-100) (2021)



Share of public services needed for starting a business and for conducting regular business operations that are available online.



User-centricity of government digital services (index) (2021)



Extent to which a service is provided online, its mobile friendliness and usability.



Provision of public services (%) (2021)



Percentage of respondents that are satisfied by the provision of public services.

SOURCE: European Commission, DESI and European Commission, Standard Eurobarometer