



# CYPRUS

## PUBLIC ADMINISTRATION AND GOVERNANCE

### Country Overview

### STRATEGIC FRAMEWORK



The government's overall public administration and governance priorities are described in component 3.4 of 'Cyprus tomorrow', the Recovery and Resilience Plan (RRP). These priorities include: Modernising public and local authorities, making justice more efficient, and fighting corruption.

For more information, please see EUPACK Country briefs, <https://europa.eu/!NpmyVF>

### OVERALL PERFORMANCE



SOURCE: European Commission, Public Administration Assessment Framework (1-100), (2022)

### STRUCTURES AND ORGANISATION



Size of public administration  
Civil servants per 100,000 citizens

**7,089** / **7,745**



SOURCE: National statistics and Eurostat, (2021)



Employment by government level  
(staff in thousands)



Central: **59.3**  
Regional: **N/A**  
Local: **4.1**

SOURCE: National statistics, (2021)

#### Number of local governments in the EU Member States

**3,250**



**39**



31  
Minimum

34,965  
Maximum

SOURCE: The Council of European Municipalities and Regions (CEMR), (2021)

#### Average population per local government

**24,038**



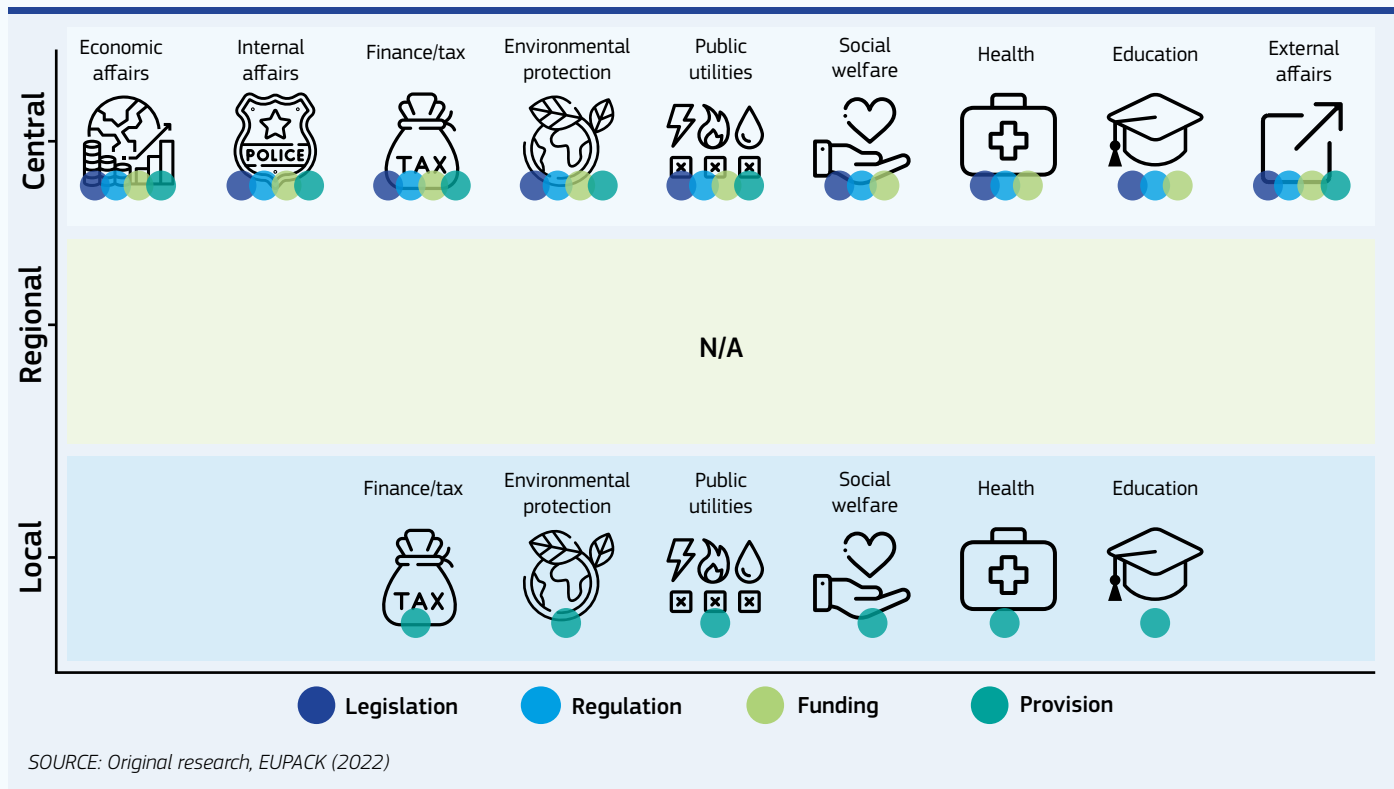
**22,974**



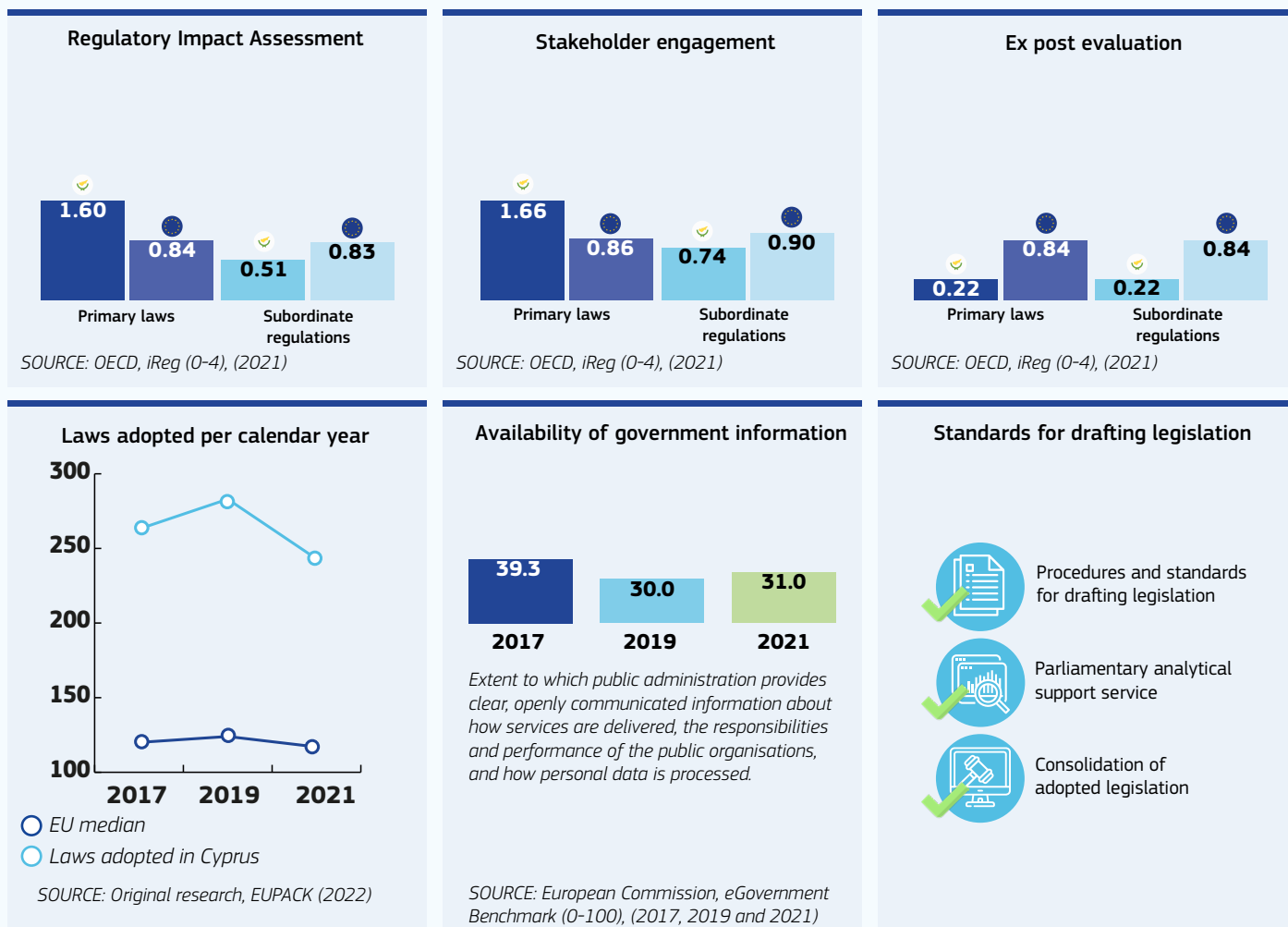
SOURCE: The Council of European Municipalities and Regions (CEMR), (2021)

= EU average

## STRUCTURES AND ORGANISATION



## POLICYMAKING AND IMPLEMENTATION

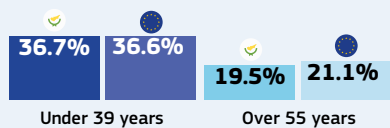


= EU median

## CIVIL SERVICE



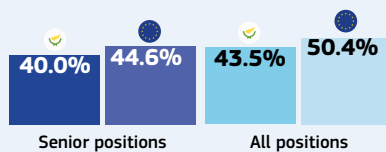
### Share of government employees



SOURCE: Eurostat, (2021)



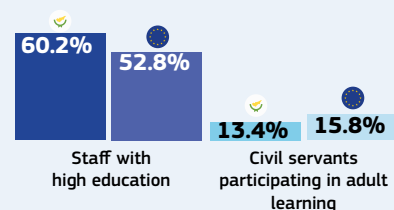
### Women in administration



SOURCE: EIGE, (2021) SOURCE: Eurostat, (2021)



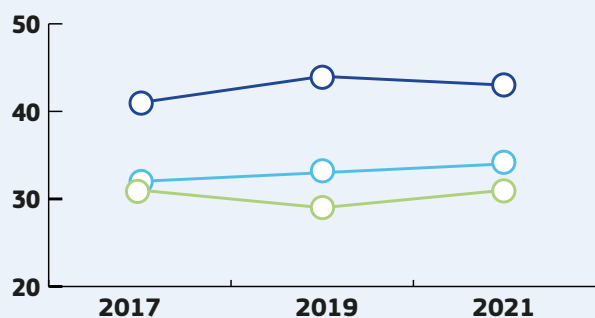
### Education



SOURCE: Eurostat, (2021)

## TRUST IN GOVERNMENT

### Tendency to trust national government, regional & local authorities, and public administration



- National government
- Public administration
- Regional & local authorities

SOURCE: European Commission, Standard Eurobarometer

= EU average

## SERVICE DELIVERY AND DIGITALISATION



### Digital public services for citizens (0-100) (2021)



Share of administrative steps related to major life events that can be done online.



### Digital public services for business (0-100) (2021)



Share of public services needed for starting a business and for conducting regular business operations that are available online.



### User-centricity of government digital services (index) (2021)



Extent to which a service is provided online, its mobile friendliness and usability.



### Provision of public services (%) (2021)



Percentage of respondents that are satisfied by the provision of public services.

SOURCE: European Commission, DESI and European Commission, Standard Eurobarometer