



European Commission

# GERMANY

## PUBLIC ADMINISTRATION AND GOVERNANCE

### Country Overview

### STRATEGIC FRAMEWORK



German public administration is being modernised via the ‘modern state, digital awakening and innovations’ chapter. The objectives set out in this strategy revolve around the modernisation of public administration: Turning the public administration into a more agile and digital tool, with a focus on interdisciplinary and creative problem-solving, avoiding silo-thinking, being proactive, and accelerated planning and approval procedures.

For more information, please see EUPACK Country briefs, <https://europa.eu/!NpmyVF>

### OVERALL PERFORMANCE



SOURCE: European Commission, Public Administration Assessment Framework (1-100), (2022)

### STRUCTURES AND ORGANISATION




Size of public administration  
Civil servants per 100,000 citizens

**5,845** / **7,745**

SOURCE: National statistics and Eurostat, (2021)



Employment by government level  
(staff in thousands)



SOURCE: National statistics, (2021)

#### Number of local governments in the EU Member States

**10,799**



**3,250**



31  
Minimum

34,965  
Maximum

SOURCE: The Council of European Municipalities and Regions (CEMR), (2021)

#### Average population per local government

**24,038**



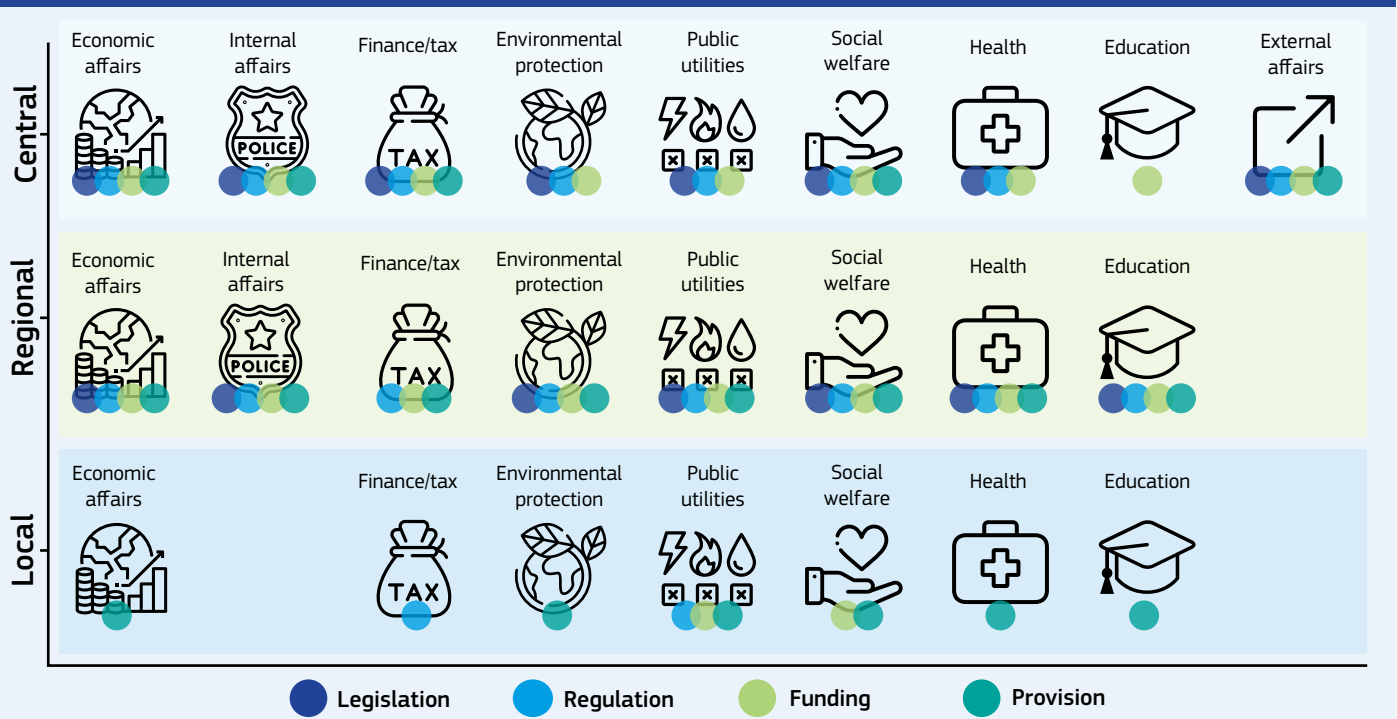
**7,700**



SOURCE: The Council of European Municipalities and Regions (CEMR), (2021)

= EU average

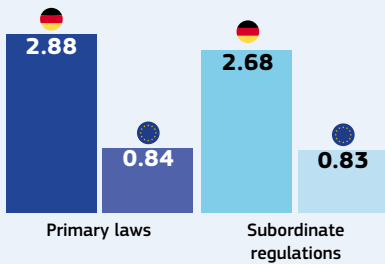
# STRUCTURES AND ORGANISATION



SOURCE: Original research, EUPACK (2022)

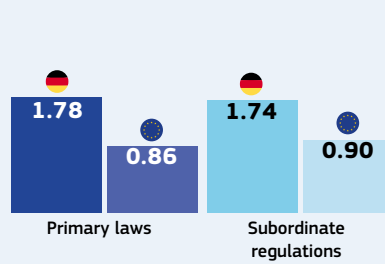
# POLICYMAKING AND IMPLEMENTATION

## Regulatory Impact Assessment



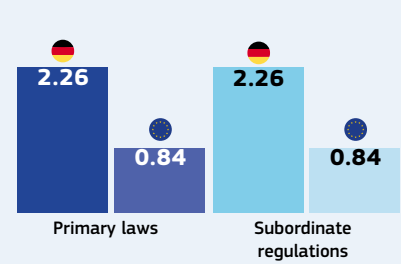
SOURCE: OECD, iReg (0-4), (2021)

## Stakeholder engagement



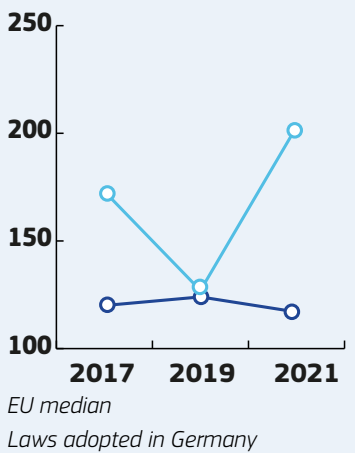
SOURCE: OECD, iReg (0-4), (2021)

## Ex post evaluation



SOURCE: OECD, iReg (0-4), (2021)

## Laws adopted per calendar year



SOURCE: Original research, EUPACK (2022)

## Availability of government information



Extent to which public administration provides clear, openly communicated information about how services are delivered, the responsibilities and performance of the public organisations, and how personal data is processed.

SOURCE: European Commission, eGovernment Benchmark (0-100), (2017, 2019 and 2021)

## Standards for drafting legislation

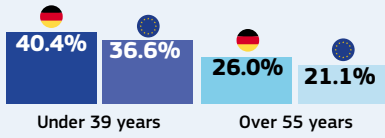
- Procedures and standards for drafting legislation
- Parliamentary analytical support service
- Consolidation of adopted legislation

= EU median

## CIVIL SERVICE



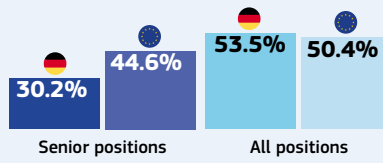
### Share of government employees



SOURCE: Eurostat, (2021)



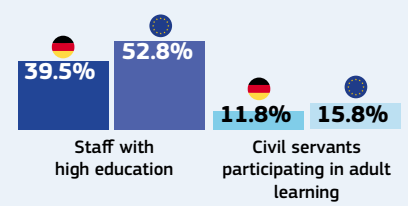
### Women in administration



SOURCE: EIGE, (2021) SOURCE: Eurostat, (2021)



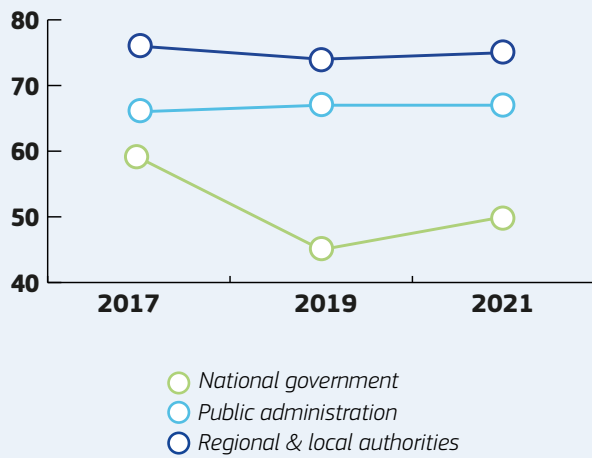
### Education



SOURCE: Eurostat, (2021)

## TRUST IN GOVERNMENT

### Tendency to trust national government, regional & local authorities, and public administration



SOURCE: European Commission, Standard Eurobarometer

= EU average

## SERVICE DELIVERY AND DIGITALISATION



### Digital public services for citizens (0-100) (2021)



Share of administrative steps related to major life events that can be done online.



### Digital public services for business (0-100) (2021)



Share of public services needed for starting a business and for conducting regular business operations that are available online.



### User-centricity of government digital services (index) (2021)



Extent to which a service is provided online, its mobile friendliness and usability.



### Provision of public services (%) (2021)



Percentage of respondents that are satisfied by the provision of public services.

SOURCE: European Commission, DESI and European Commission, Standard Eurobarometer