



ESTONIA

PUBLIC ADMINISTRATION AND GOVERNANCE

Country Overview



STRATEGIC FRAMEWORK

The two key documents for public administration and governance reforms in Estonia are the 'State Reform Action Plan 2021-2023' and the 'Estonia 2035 Development Strategy Action Plan'. Furthermore, other documents guide public administration initiatives, such as Estonia's Digital Agenda 2030' for digital transformation, the '2014 White Paper on Personnel Policy of the State as Employer', and the 'Basic Principles of Legislative Policy until 2030'. For more information, please see EUPACK Country briefs, <https://europa.eu/!NpmyVF>

OVERALL PERFORMANCE



SOURCE: European Commission, Public Administration Assessment Framework (1-100), (2022)

STRUCTURES AND ORGANISATION



Size of public administration
Civil servants per 100,000 citizens

8,947 / **7,745**

SOURCE: National statistics and Eurostat, (2021)



Employment by government level
(staff in thousands)

Central	54.5
Regional	N/A
Local	63.3

SOURCE: National statistics, (2021)

Number of local governments in the EU Member States

3,250



64



31
Minimum

34,965
Maximum

SOURCE: The Council of European Municipalities and Regions (CEMR), (2021)

Average population per local government

24,038



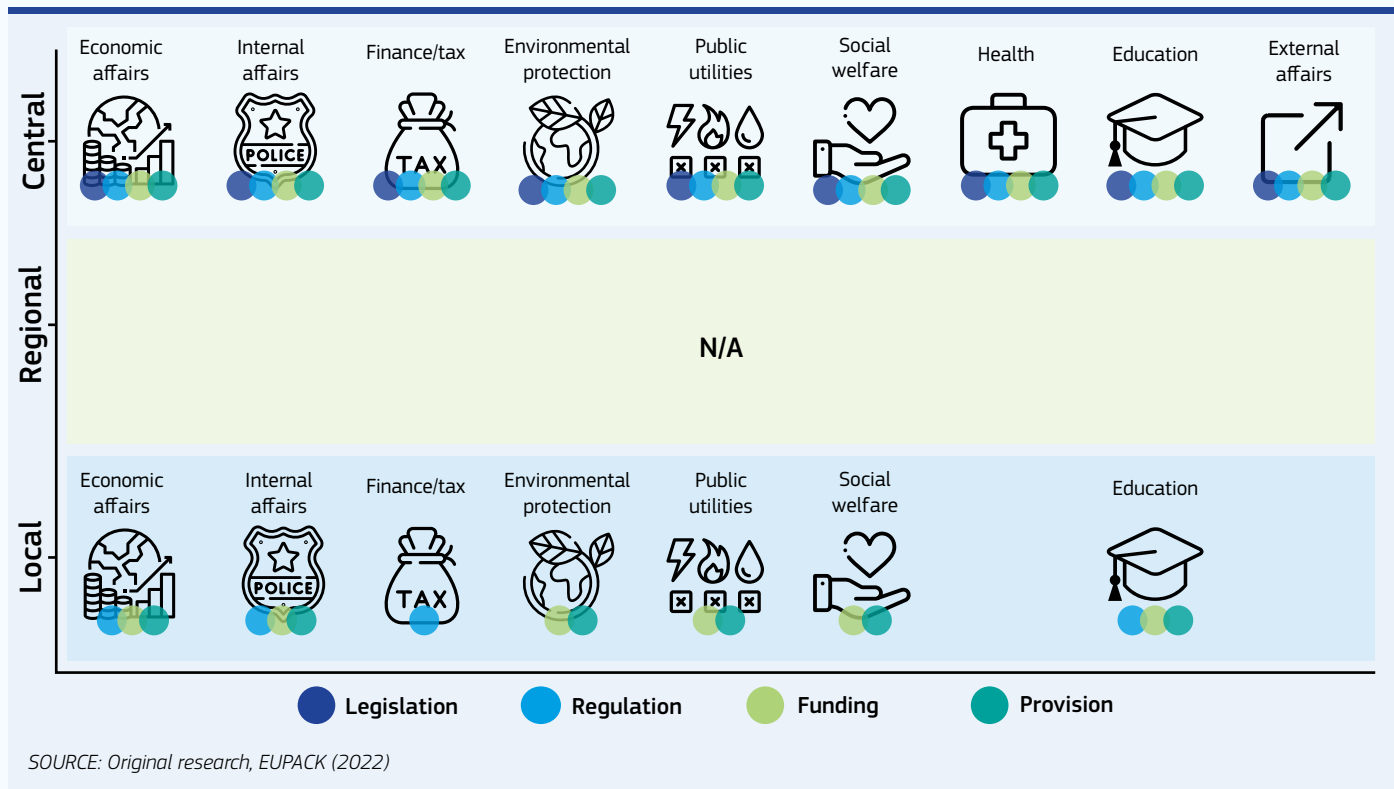
20,782



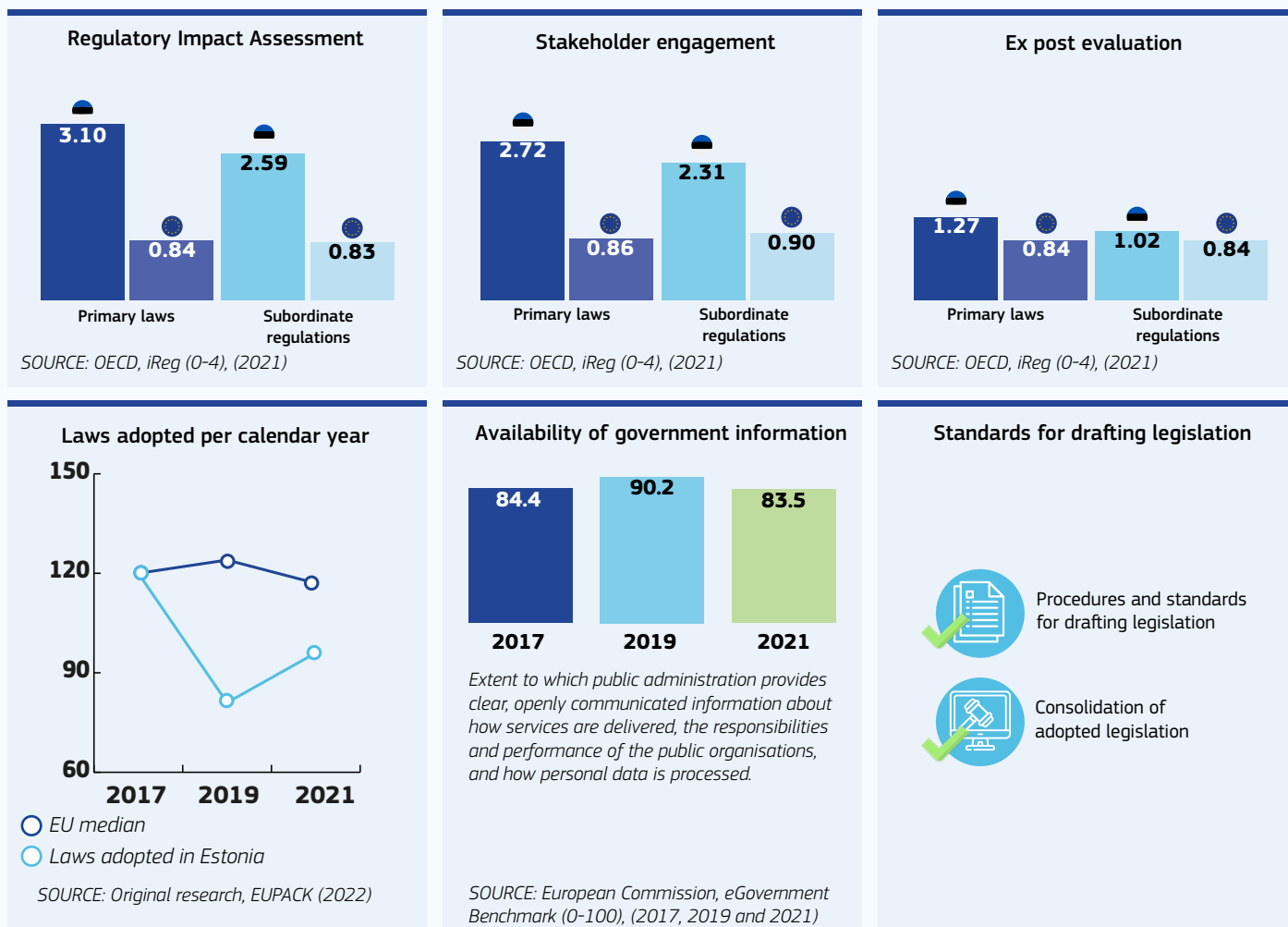
SOURCE: The Council of European Municipalities and Regions (CEMR), (2021)

= EU average

STRUCTURES AND ORGANISATION



POLICYMAKING AND IMPLEMENTATION

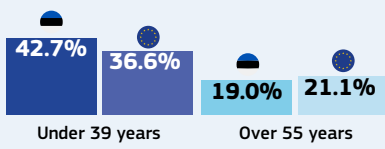


= EU median

CIVIL SERVICE



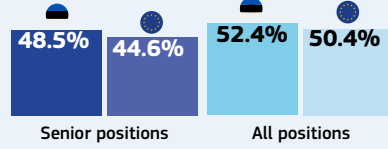
Share of government employees



SOURCE: Eurostat, (2021)



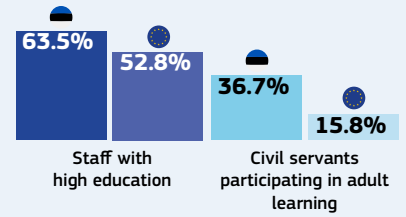
Women in administration



SOURCE: EIGE, (2021) SOURCE: Eurostat, (2021)



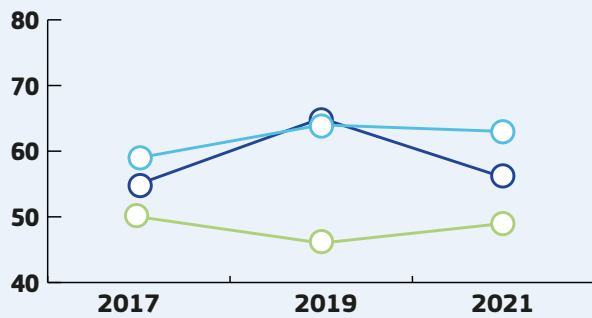
Education



SOURCE: Eurostat, (2021)

TRUST IN GOVERNMENT

Tendency to trust national government, regional & local authorities, and public administration



- National government
- Public administration
- Regional & local authorities

SOURCE: European Commission, Standard Eurobarometer

SERVICE DELIVERY AND DIGITALISATION



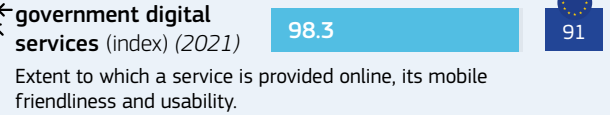
Digital public services for citizens (0-100)



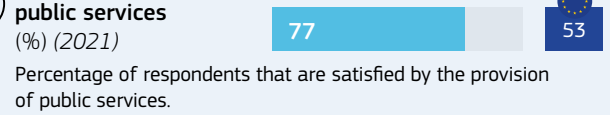
Digital public services for business (0-100)



User-centricity of government digital services (index) (2021)



Provision of public services (%) (2021)



SOURCE: European Commission, DESI and European Commission, Standard Eurobarometer

= EU average