



European Commission

HUNGARY

PUBLIC ADMINISTRATION AND GOVERNANCE

Country Overview



STRATEGIC FRAMEWORK

While the Hungarian government does not have a public administration and governance reform strategy, the Prime Minister's Office has prepared a strategy for the 2021-2027 period.

For more information, please see EUPACK Country briefs, <https://europa.eu/!NpmyVF>

OVERALL PERFORMANCE



SOURCE: European Commission, Public Administration Assessment Framework (1-100), (2022)

STRUCTURES AND ORGANISATION



Size of public administration
Civil servants per 100,000 citizens

N/A / **7,745**

SOURCE: National statistics and Eurostat, (2021)



Employment by government level
(staff in thousands)

Central: **N/A**
Regional: **N/A**
Local: **N/A**

SOURCE: National statistics, (2021)

Number of local governments in the EU Member States

3,250



3,155



31
Minimum

34,965
Maximum

SOURCE: The Council of European Municipalities and Regions (CEMR), (2021)

Average population per local government

24,038



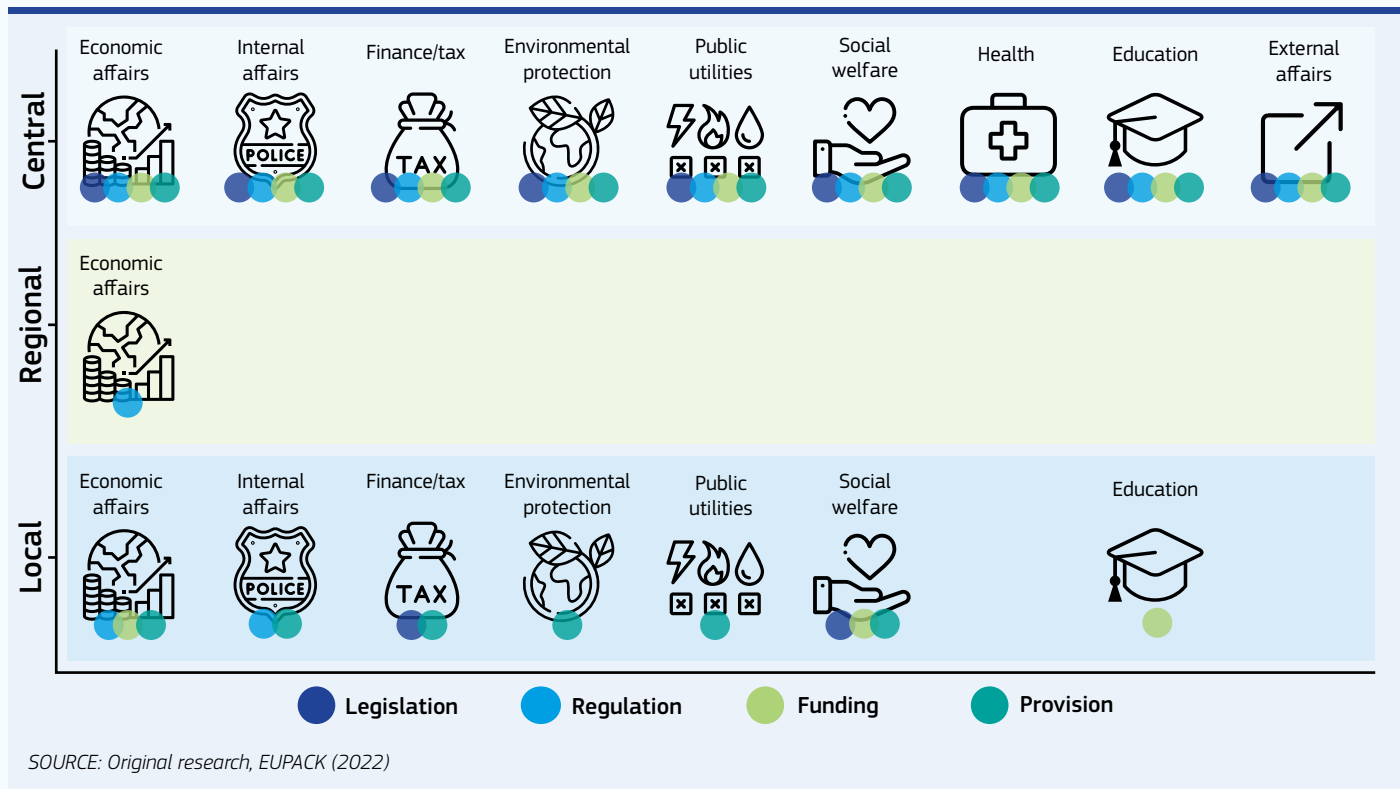
3,084



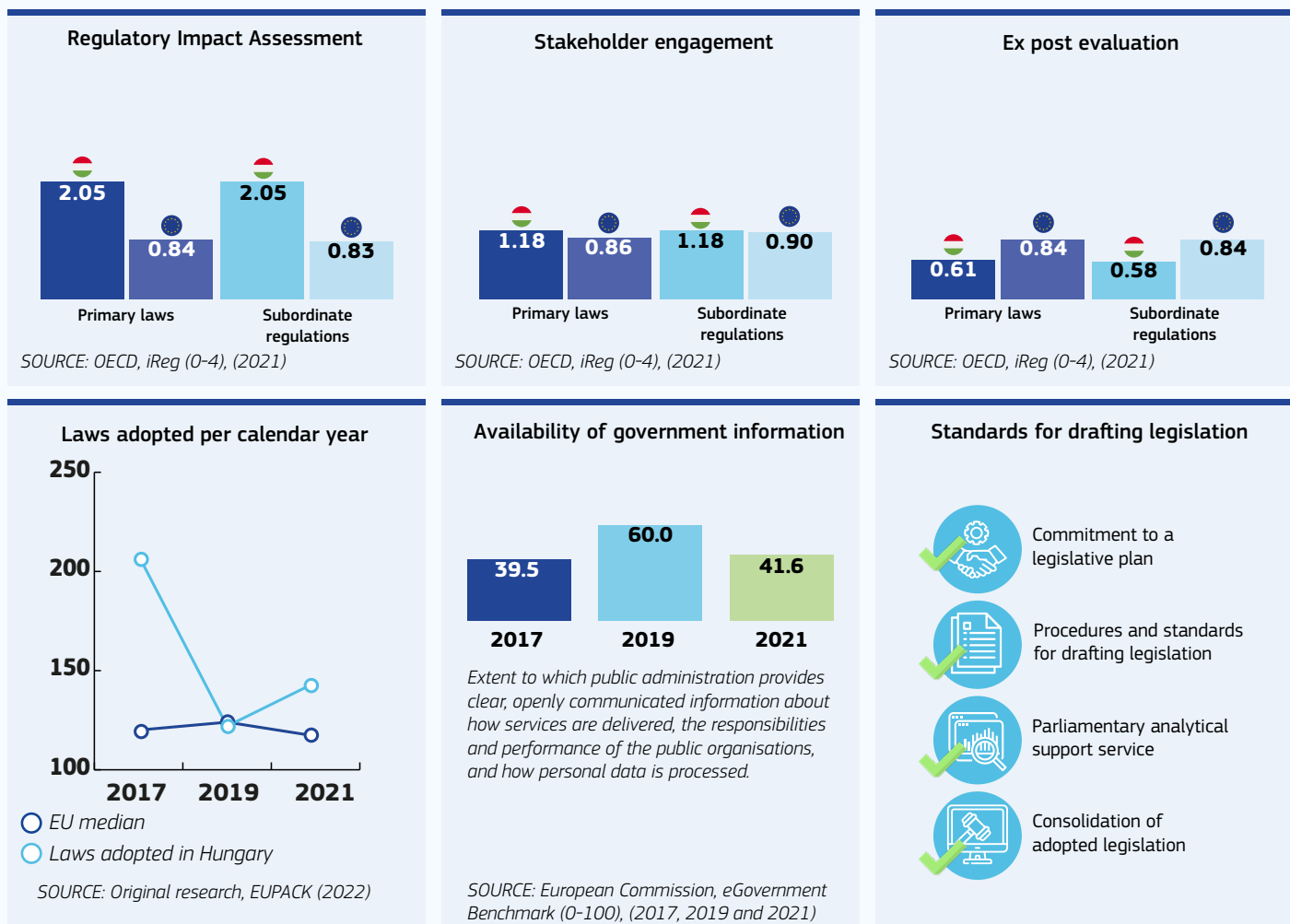
SOURCE: The Council of European Municipalities and Regions (CEMR), (2021)

= EU average

STRUCTURES AND ORGANISATION



POLICYMAKING AND IMPLEMENTATION

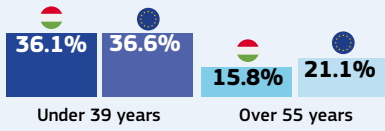


= EU median

CIVIL SERVICE



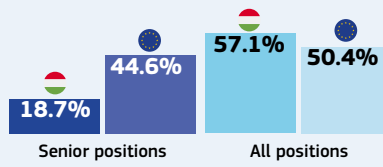
Share of government employees



SOURCE: Eurostat, (2021)



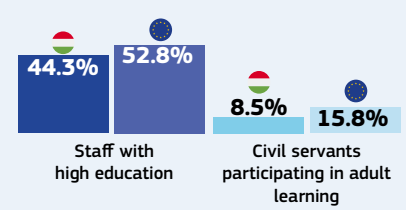
Women in administration



SOURCE: EIGE, (2021) SOURCE: Eurostat, (2021)



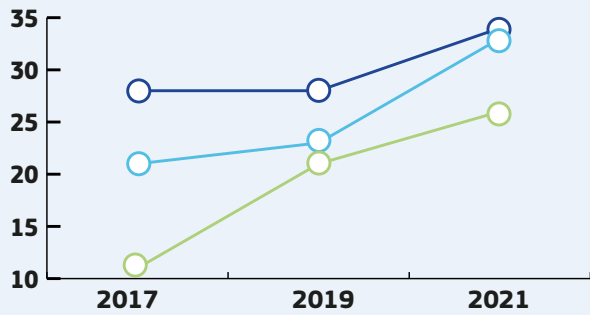
Education



SOURCE: Eurostat, (2021)

TRUST IN GOVERNMENT

Tendency to trust national government, regional & local authorities, and public administration



- National government
- Public administration
- Regional & local authorities

SOURCE: European Commission, Standard Eurobarometer

SERVICE DELIVERY AND DIGITALISATION



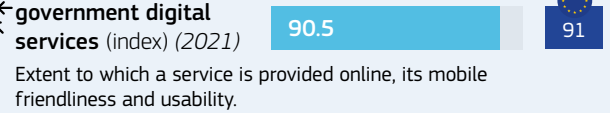
Digital public services for citizens (0-100)



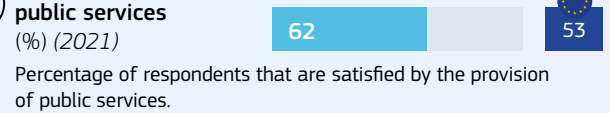
Digital public services for business (0-100)



User-centricity of government digital services (index) (2021)



Provision of public services (%) (2021)



SOURCE: European Commission, DESI and European Commission, Standard Eurobarometer

= EU average